



# Crypto Trading Course: Mastering the Market

 Start Trading Like a Pro!

Join our Crypto Trading Course today and master key strategies in no time!

 Why Wait?

- Learn with easy examples
- Get lifetime access to expert lessons
- Gain real-market confidence

 [Sign Up Now – Limited Spots!](#)


[Message Us](#)



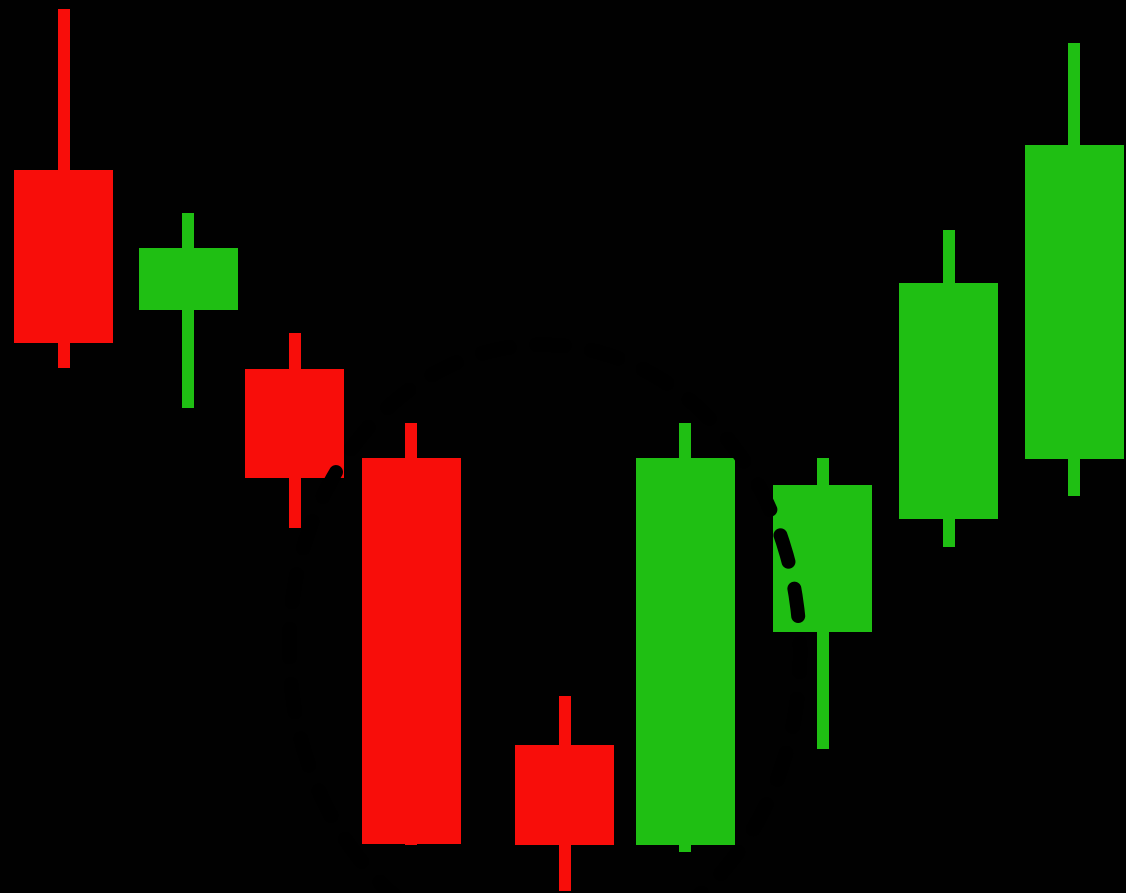
# ✓ Core Trading Modules

## 1. Introduction Class

- What You'll Learn: Basics of cryptocurrency trading.
- Why It Matters: Understand financial markets and how crypto exchanges work.
- Key Insight: Managing risks is crucial for long-term success.

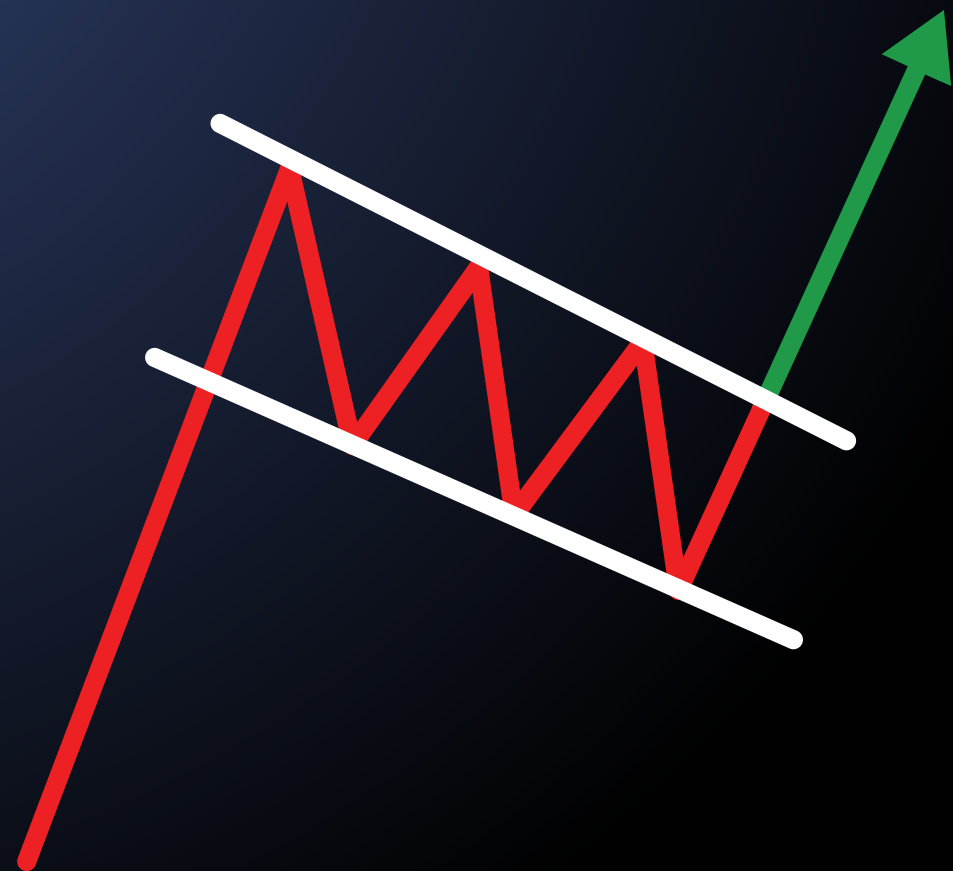


## 2. Candlestick Patterns and Price Action Trading



- What Are Candlesticks? Charts showing price changes.
- Reversal Patterns: Doji, Hammer, Shooting Star.
- Continuation Patterns: Marubozu, Spinning Tops.
- Why Important: They reveal market emotions.

# 3. Market Patterns



## Common Patterns

- Head & Shoulders, Double Top, Double Bottom.

## Trend Signals

- Symmetrical, ascending, and descending triangles.

## When to Use

- Flags and pennants for spotting moves.

## 4. Drawing Support and Resistance Based on Volume




- Support: Where buyers are strong.
- Resistance: Where sellers take control.
- Key Insight: Volume spikes help find important price levels.

5

# Impact of Timeframes in Determining Trends

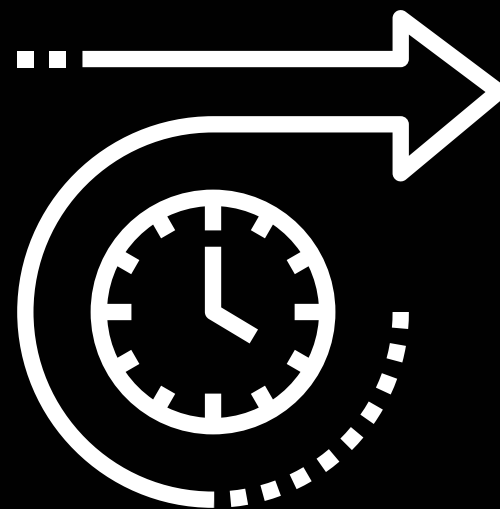
Short-Term

Best for quick trades.




Long-Term

Useful for investment decisions.



Pro Tip

Use multiple timeframes for accurate analysis.



**QUICK  
TIPS**

# 6. Where to Use Price Action Effectively

## Best Markets

Trending or range-bound.

## Action Points

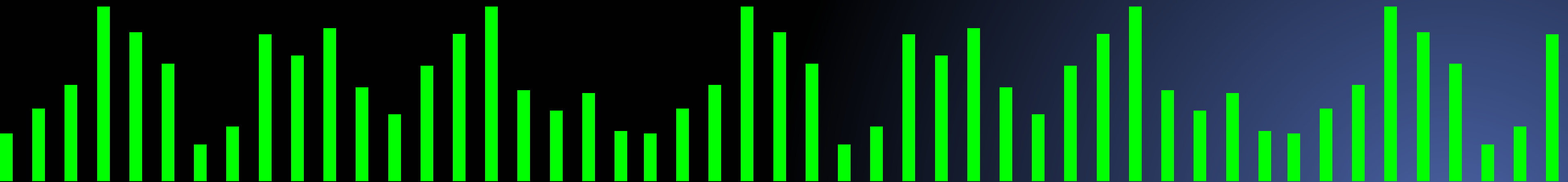
Breakout or breakdown zones

## Pro Tip

Look for high-volume areas for stronger signals.

# 7. Volume: The Key to Price Action

- **Why Important:** High volume confirms market moves.
- **What to Watch:** Volume spikes signal big moves.
- **Pro Insight:** Follow large trades to track major players.







# Technical Indicators Mastery



## 8. RSI – Trend Strength Indicator

- How It Works: Shows if the market is overbought or oversold.
- Best Use: Spot possible trend reversals.
- Pro Tip: Adjust RSI settings for better signals.

## 9. EMA – Trend Following Tool

- What It Does: Smooths price data to show trends.
- Trading Tip: Use EMA crossovers for buy/sell signals.
- Popular Periods: 9, 21, 50, 200-day EMAs.

## 10. MACD – Momentum Indicator

- How It Helps: Finds trend reversals.
- Signal Terms: "Golden Cross" (buy), "Death Cross" (sell).
- Pro Tip: Use the MACD histogram to confirm trends.

## 11. Predicting Market Moves

- What to Do: Spot patterns early for better trades.
- Pro Insight: Use Fibonacci levels to set targets.
- Watch For: Big market orders that push prices.

# Demand and Supply Zone Strategy



## 1. Identify Demand and Supply Zones

Demand Zone: Where buyers step in.

Supply Zone: Where sellers take over.

Key Insight: Mark these zones clearly on charts.

## 2. Checking Zone Strength

How to Check: See how long price stays in the zone.

Pro Insight: Frequently tested zones are stronger.

## 3. Checking Zone Freshness

Fresh Zones: Untouched zones are stronger.

Warning: Reused zones weaken over time.

## 4. Waiting for Confirmation

How to Confirm: Look for candlestick patterns.

Extra Tools: Use RSI or MACD for added certainty.

## 5. Placing Targets

Safe Targets: Set realistic goals.

Ambitious Targets: Use Average True Range (ATR) to decide.

## 6. Executing the Strategy

Step 1: Set entry, stop-loss, and target orders.

Step 2: Practice with real market examples.



# Volume Trading Module

## 1. Volume Basics

What Is Volume? It shows how much is traded.

Common Indicators: Volume Oscillator, On-Balance Volume (OBV).

## 2. Volume Trading Strategies

Breakouts: Volume spikes signal sharp price changes.

Reversals: High volume shows potential trend changes.

Consolidation: The market prepares for a big move.

## 3. Combining Volume with Price Action

Best Practice: Use volume with support/resistance levels.

Extra Insight: Combine with trendlines for better signals.

## 4. Watching Big Market Players

Look For: Large buy or sell orders.

Follow the Money: Track "whales" to predict major moves.

## 5. Live Trading Simulations

What to Do: Practice trades using real market data.

Review: Check past trades to improve your strategy.



# Thank You

Tired of losing money in cryptocurrency trading? Join our free signals and updates group for expert tips, market insights, and profitable trade alerts. Stay ahead and trade smarter!



Telegram

[crypt signals officials admin](https://t.me/cryptsignalsofficialsadmin)

Website

[cryptosignalsofficials.com](https://cryptosignalsofficials.com)